



CUSTOM QUALITY PRODUCTS, INC.

*"We Build Doors That Last"*

800-635-1086 • 513-541-1191 • FAX: 513 541-1192 • sales@cqpinc.com

## RESTAURANTS & FOOD SERVICE FACILITIES

### Double Acting Traffic Doors



**MODEL 620**

A variety of doors to match decor, traffic and budget. Doors are self closing, easy to install and clean.

CQP doors are available in single or double panels.

-  listed
- *USDA* accepted

**Model 620 HPL** has a 3/4" wood core with high pressure laminate finish and 12" high, stainless steel impact plates. Laminates are available in many designs and colors. Full stainless steel and aluminum options are also available and can be used in coolers. Gravity swing hinges are standard, with stainless steel optional.

**Cafe Doors** are available with a wood core or aluminum sheet. Alternative laminates and designs are available.




**CAFE DOOR**

## Double Acting Traffic Doors For Restaurants & Food Service Facilities

**Model 500** aluminum sheet door provides an economic solution for light to medium traffic. Stainless steel alternative is available. High pressure laminates can also be used. Jamb edges are reinforced with 7" wide x 3/8" thick aluminum clad plywood.



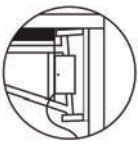



**MODEL 500**



**MODEL 110**

**Model 110** flexible door with 1/4" thick textured PVC is available in wide range of colors and can be used in restaurant areas. It is excellent for work and storage areas. This door uses top mounted stainless steel gravity hinges.

## HINGES

<p>Model 110</p>  <p>TOP MOUNTED GRAVITY HINGE</p>	<p>Models 500 &amp; 620</p>  <p>GS HINGE</p>  <p>BOTTOM PIN ASSEMBLY</p>  <p>JAMB GUARD</p>		
---	--	--	--



CQP Traffic Doors are shipped FOB Factory

**CUSTOM QUALITY PRODUCTS, INC.** • 1645 Blue Rock Street • Cincinnati, Ohio 45223